

FLAGLER BOCC MONTHLY UPDATE



DEPARTMENTAL STATISTICS AND STATUS REPORT • MARCH 2023

LIBRARY GLIMPSE

Library Services February

20,522	Visitors: Foot Traffic
341	New Borrowers Registered
35,011	Items Circulated
11,570	Database & Website Usage
4,590	Internet & Wifi Connections
4,203	Research Questions
54	In-person Events
1,666	Event Attendees
1,574	Passive Programs (Crafts, etc.)
43	Facebook Posts
51,996	Facebook Post Views
530	Photos
435	Passports
\$21,689	Revenue

New Facility - Southern Library Update

- 30% Design completed in January
- CMAR reconciliation February 21

Legislative Priorities

- House and Senate forms submitted
- Letters of Support and documentation for initiatives
- Rack cards printed with House and Senate form numbers available

Strategic Plan & Mandatory Training

- Employee Engagement Committee survey completed and analyzed
- Layout for Strategic Plan online-dashboard under design
- Working with departments to incorporate relevant Key Performance Indicators in dashboard

2022 Annual Plan Review

- Content and layout developed
- Annual Report presented at BoCC Workshop March 6



REMARKABLE ACHIEVEMENTS

"As a supporter of continuous quality improvement, we are providing accountability for our actions, being a government driven by good management – not crisis, driven by input from all levels of staff and stakeholders."

Commissioners,

As you read in the 2022 Annual Report, the year propelled Flagler County into a time of focus and change: focused on the best of who we are, but ready to find better ways to serve our residents, to steward their resources, tell our story, increase transparency, and to advance our level of engagement with the community.

The vision, mission, and organizational values developed in the 2022 Strategic Plan provided a framework that identified the over-reaching priorities. It documented the specific, measurable targets that our organization will be working to.

The 2022 Annual Report provides accountability. This document provides a ready view into the metrics and services the county provided to our residents over the prior year. It records a level of achievement that we – and the residents we serve - can use as a baseline to evaluate progress at next year-end.

As our population grows, so will the County's needs, responsibilities, and even challenges. But I truly believe we all do better together, and strong relationships with the municipalities, state agencies, and our own dedicated professionals are increasingly fostering an environment in which continuous improvement is the common culture, and excellence is the goal.

I am very proud of the achievements documented in the 2022 Annual Report, of the steps we are taking to better serve our residents, and of the accomplishments of every employee.

Flagler F.I.R.S.T.

– Heidi Petito, County Administrator

At A Glance - February

- **1,503** Resident Inquiries and Assistance
- **13** Soil Tests and **3** Water Tests
- **13** Pesticide Training provided
- **491** Extension-Volunteer hours

February Events

- Master Gardener Workshop - PC Community Center - Feb 24
- Master Gardener Clinic - PC branch Public Library - Feb 25
- Sea Grant series "Climate Smart Floridians" - February & March

Upcoming Events

- Family and Consumer Sciences "Let's Walk Florida" starts March
- Master Gardener New Volunteers: 10 week class starts March 7
- Master Gardener Plant Clinics, last Saturday of each month, at Palm Coast Public Library
- Master Gardener Workshops at Palm Coast Community Center through May

LAND MANAGEMENT UPDATES

LAND ACQUISITION COMMITTEE

ENVIRONMENTALLY SENSITIVE LANDS (ESL)

- Although offer/negotiation continue on the **Kelly Tract**, the owner's representative has moved to another buyer
- Working with new owners of **Kern Tract** to determine possible conservation easement sale to the County. Owner group would like to maintain some use of property, but put a portion in conservation protection with ESL and SJRWMD

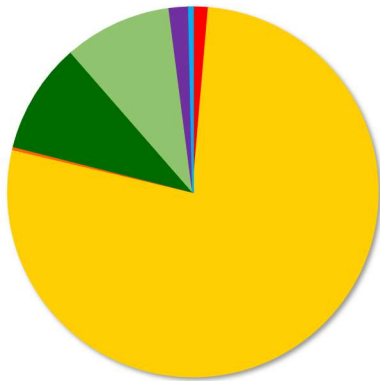
PARKS MASTER PLANNING (PMP) AND RESILIENCY PLANNING

- Parks Master Planning statistically defensible survey developed. 4,500 surveys mailed to randomly selected addresses. 212 responses returned to date
- "Social PinPoint" site established for public feedback online. Has so far received input from 226 unique responders, including 315 comments and 128 hypothetical 'budget priorities' shared



FLAGLER COUNTY FIRE RESCUE

1,474 OPERATIONS FEBRUARY



- 1,140 ● Rescue & Emergency Medical Service (EMS)
- 20 ● Fire Group (Structure, Vehicle, Wildland)
- 5 ● Special Incident
- 0 ● Rupture / Explosion
- 25 ● False Alarm / False Call
- 138 ● Good Intent (ex: smoke, odor detected by public)
- 142 ● Service Calls
- 4 ● Hazardous Conditions

Training

- 3 Paramedics in Clearing Process with Medical Director
- Company Level In-Service training hours: 1,353
- EMS In-Service hours: 436
- CPR: 62 students, in 4 classes
- Professional Development students:
 - 6 in Fire Prevention Practices
 - 8 in Fire Service Course Delivery
 - 24 in Live Fire Training Instructor Refresher

Community Paramedicine

- 30 Patient Contacts (food programs, insurance, meds)
- 7 Narcan "Leave Behind" Program; 20 Narcan Administration
- 5 Flu Vaccines for homebound residents

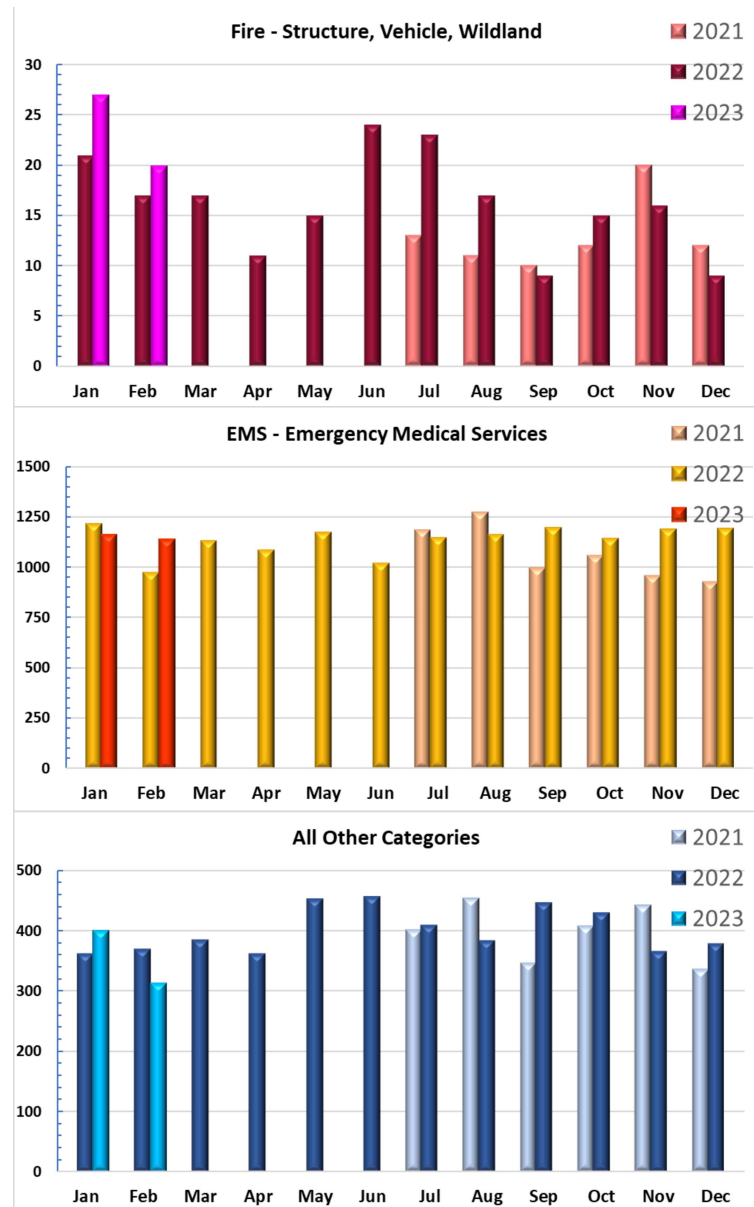
Fire Prevention

- 18 Annual Safety Inspections and Reinspections
- 10 Violations Cited
- 33,836 sq.ft. Inspected
- 12 Plan / Review Permits:
- 5 Short Term Vacation Rentals

FireFlight Operations

- 1 Fire Suppression
- 35 Acres - Mutual aid Volusia
- 8 Fire Reconnaissance
- 27 Smoke investigations
- 1 Air Medical
- 2 LEO Support
- 2 Community Service

MONTHLY OPERATIONS



EMERGENCY MANAGEMENT SNAPSHOT

FY TOTALS through FEB 2023

- Training/Exercises Conducted: **16**
- Training/Exercise Attendees: **135**
- Outreach Events Held: **11**
- Event Attendees: **6,400**
- Radio/TV Interviews: **1**
- Radio/TV Audience Reach: **~**
- **ALERT** Flagler Notifications Sent: **67**
- **ALERT** Flagler Enrollees: **92,163**
- Social Media Followers: **26,483**

Major Events

- Continued Hurricanes Ian and Nicole Support

WebEOC Enhancements

- Facility Board Update designed
- PO for Advanced Features (grant funded)

Disaster Housing Plan - DHP

- DHP Outline was approved
- Discussions ongoing with Health and Social Services
- Document narrative being developed

Continuity of Operations Planning Program (COOP)

- Feb Dept. COOP Approvals: 1
- COOP Exercise scheduled for May 2023
- Notice of grant award for COOP Assessment (FEMA via EMAP)

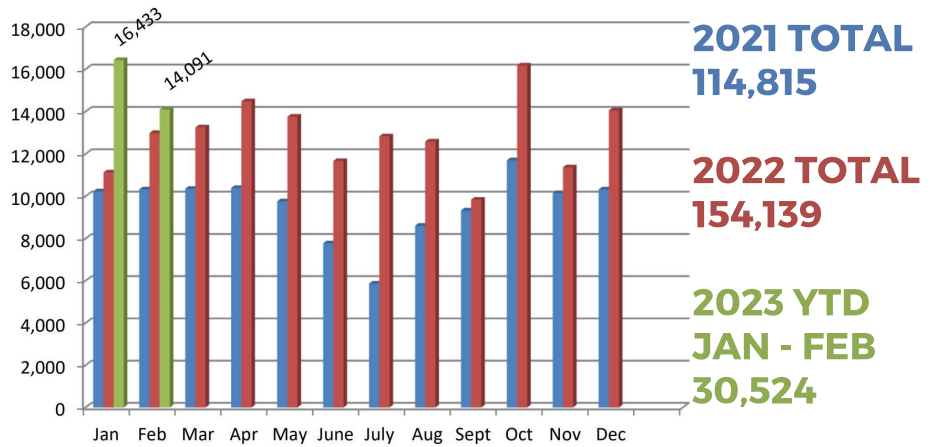
Accreditation Program - EMAP

- Notice of grant award for Accreditation Assessment (FEMA via EMAP)

COVID-19 Support

- Distribution of COVID-19 Test Kits continues

Air Traffic Control Tower Operations - Arrivals / Departures



FLAGLER EXECUTIVE AIRPORT UPDATES

T-HANGAR CONSTRUCTION - Contractor S.E.Cline completed all elliptical drainage pipe and structures along taxi-lanes. Building pad preparations complete. Work begun on connector road. Sub-contractor M&M Development obtained permit for Building "F" and footer construction on pad is complete.

AIR TRAFFIC CONTROL TOWER EQUIPMENT - *No change.* Backup weather system: The final installation slated for December was delayed due to issues obtaining part. Installation should be completed in the next month or two once that is available.

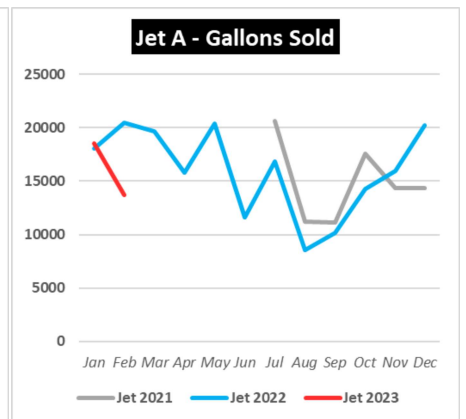
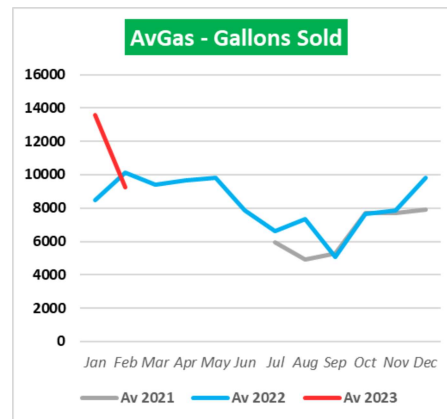
TAXIWAY A - Construction Notice to Proceed planned for March 27.

GENERAL AVIATION TERMINAL RAMP - *No change.* Halifax Paving (Contractor) is preparing for construction. Hoyle Tanner (Engineer) is in the process of approving shop drawing submittals. Once coordination is complete, NTPs will be issued. Due to the 25-week lead-time for drainage structures, it is anticipated that construction will begin by July- August of 2023.

ENTERPRISE CAR WASH FACILITY & PARKING LOT EXPANSION - Building pad complete and concrete poured. Majority of the block-building constructed.

FEBRUARY NOTABLES -

- FEB 6-8: Director Roy Sieger participated in the Florida Airports Council State Legislative Fly-In, in Tallahassee
- FEB 14: FDOT Airport Inspection and Safety Manager's annual required inspection for the FDOT Airport License. Minor discrepancies only; have since been corrected
- FEB 15: Director attended the County/City Manager Retreat, focused on economic development
- FEB 25: 12th Annual Race of Runways; 477 participants, 100 spectators



- **VACANCIES COMMERCIAL SPACE - 1 OFFICE @ 1,050 SQ. FT.**
- **OCCUPANCY RATE HANGARS - 100%**
- **T-HANGAR WAITING LIST - 131**

FINANCIAL SERVICES GRANTS TRACKING

Current Active Grants

- Total = 67
- Award Amount = \$109,345,944
- Reimbursed = \$55,771,291

Upcoming (\$9,383,076+/-):

- Land Mgmt | \$336k Hurricane Michael Wildfire Mitigation, N & S Malacompra Drives
- Land Mgmt | \$200k NEFRC Resiliency
- Engineering | \$8.847Mil (Ian & Nicole Emergency Recovery \$5Mil & FC Hurricane Recovery \$3.847Mil)

At this time -

- Hurricane Ian Recovery Grant - FEMA \$Unknown
- Hurricane Nicole Recovery - FEMA \$Unknown

GENERAL SERVICES

FEBRUARY:

Fuel

- 153 maintenance field services completed, utilizing fuel truck
- 34,344 gallons Unleaded Gas Dispensed
- 8,234 gallons Diesel Fuel Dispensed

Fleet

- Completed 248 work orders this month out of 260 requests (95% completion rate)
- Serviced 969 pieces of equipment (316 FCSO)

Facilities

222 Work Order requests: 182 completed
Top work-order type in Feb: Plumbing (41)
Top work-order location in Feb: FCSO (71)

Notables

- GW Carver Expansion / Improvements Project
 - Completing Main Electrical Service connections. All elements planned to wrap up by end of March
- Wadsworth Park Restroom at Dog Park & Football Fields
 - Waiting on delivery of Enwood Post & Beam Shelters (2 shade structures) for installation. All other elements of project are complete

GENERAL SERVICES

FEBRUARY:

Transportation

- Trips - 6,804 (+>1% from previous month)
- Miles - 56,423 (->1% from previous month)
- Applicants - 37 new applicants
- Active Customers - 2,548

Garbage Collection Services

- 7,679 total customers (1st Quarter 2023)
- 86 New customers (1st Quarter 2023)

Road and Bridge

- 1,323 acres mowed
- 774 miles Roadway improved - dragged and graded
- 10,424 ft. Ditches cleaned with wheeled excavator
- 851 cubic yards added to roads
- 107 Bags Roadside Litter removed
- 2 new installations of driveway culverts &
- 1 new cross-pipe
- Completed shoulder work on CR 205 and Lancewood St.
- Road hardening on CR 202
- Tree Trimming Bulow Woods Circle and Grady Panther Jr Cove Dr.
- Cleaning outfall ditches & canals in the Daytona North area with the amphibious excavator
- Grapple truck cleared roadside illegal dumping throughout the County, including 69 tires from County Right of Way's.
- Two employees completed FEMA certifications for debris management.

Parks

- 21 Reservations (54 nights) - PP Cottages
- 52 Reservations (108 nights) - PP Group, Equestrian, and Primitive Camping
- 123 Reservations (543 nights) - Bull Creek RV
- 21 Pavilion and 65 Community Center Reservations, countywide
- 5 Special Events, 6,125+ attendees in February
 - Remembering AJ Skateboard Competition Wadsworth Skate Park
 - RoughRiders at FCRA Fairgrounds Arena
 - Zerbini Circus at FCRA Fairgrounds
 - Native American Festival at Princess Place Preserve
 - Swamp 10k/30k/50k at Graham Swamp - East Trailhead
 - Facility improvements were in place for Opening Day Ceremonies for Babe Ruth Little League Baseball Spring Season at FCRA sports fields, but event was rained out

COMMUNICATIONS

News Releases February

- **22** News Releases - distributed to 100 media contacts from Jax to Orlando. Releases also appear in social media (stats follow)
- **20** pick-ups by local news print, radio, TV, blogsites
- **12** WNZF News Radio stories
- WKMG News 6 / Paul Giorgio covering Library Volunteers release

Print and Speaking Content

- April Edition "Coast to Country" - Images and feature stories under construction
- Speech prepared for Chair Hansen for Lehigh Trailhead ground breaking

Meetings - Professional membership

- Florida Public Relations Association
- Volusia-Flagler Public Information Network

Social Media February

Campaigns

- Health and Human Services 'what we do'
- Transportation spotlight
- Parks spotlight
- Engineering updates
- Road and Bridge weekly updates
- Library updates shared
- Firefighter Fridays and Birthdays
- FCGov Instagram Launched 2/27
- FCGov Twitter Re-Launched 2/27

Platform Messaging:

Nextdoor

21 Posts
70,508 Reach
3,358 Average views
43,743 Neighbors
29,469 Households

Government FB

49 Posts
9,430 Followers
121,140 Post Reach
14,276 Engagement
Audience:
25.30% Men (Jan)
74.70% Women (Jan)
5,127 from Flagler Municipalities (Jan)

Fire Rescue FB

45 Posts
1,857 Followers
34,351 Post Reach
17,349 Engagement
Audience:
41.10% Men
58.90% Women
883 from Flagler Municipalities

February Graphics for content

- **87** Graphics
- **3** Flyers
- **1** Billboard

Marketing Projects

- Parks Master with City of Palm Coast
- Warbirds Over Flagler happening March 25
- Fire Rescue Awards happening March 8

GROWTH MANAGEMENT: FEBRUARY

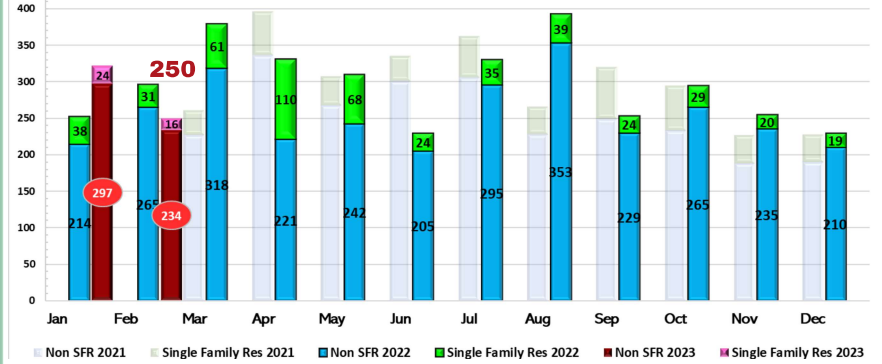
1. The review team for the Comprehensive Plan Update RFP has been selected. Review Meeting scheduled for March 15, 2023
2. Interviews for replacement Building Inspector II complete. Selection is pending
3. The Building Association of Florida cross-training program is continues. Field work is ongoing
4. Inspector Grebe received Fire Inspector certification.
5. Working with the Legal Department on ordinance for amending local code as it relates to Florida House Bill 735 (modified local contractor licensing requirements)
6. An Ordinance to amend county code Chapter 8 "Buildings and Construction", aligned with implementation of the International Property Management Code, is being prepared for BoCC workshop
7. Growth Management is coordinating with General Services for the April 1, 2023 implementation of the Solid Waste deposit protocols

GROWTH MANAGEMENT NUMBERS

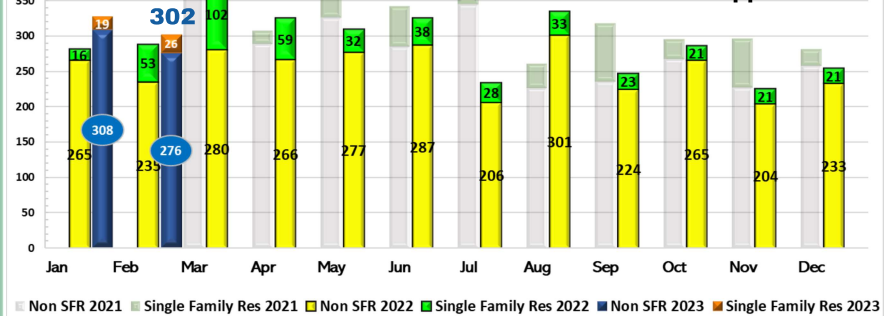
New Planning and Zoning Applications

	Total	Comp Plan Amd	Zoning/Site Plan/Plat	BTR	Buildable Lot	Short Term Rental	Zoning/FDEP Confirmation	Variance/Spec Ex Conditional Use
Feb 2023	19		7			8	3	1
Jan 2023	9		1			7		1
Dec 2022	11					7		3
Nov 2022	4		4					
Oct 2022	6		3			1	1	1
Sep 2022	5		3				2	
Aug 22	12		4			3		5
July 22	12	1	2			4	3	2
June 22	8	1	3		2	1		2
May 22	3	1	1			1		

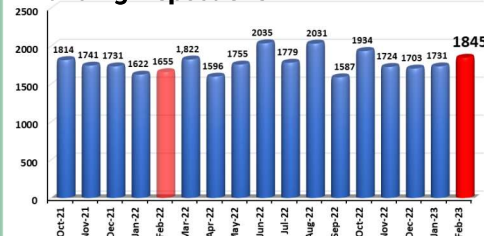
Permits Issued



Permit Applications

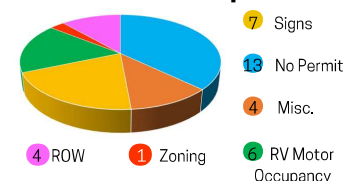


Building Inspections



Lien Searches: 47

Code Cases Opened: 35



ENGINEERING PROJECT UPDATES FEBRUARY

HURRICANE IAN AND NICOLE EMERGENCY SAND

12/05/22 - County executed \$5M FDEP Agreement 23FL1 for emergency sand placement along those most severely impacted dune systems.

Sand will be placed to reconstruct dunes to a fill-density of 6 cubic yards per linear foot in areas where there are no other ongoing projects, or that are not FEMA eligible for emergency sand.

Third Amendments with Contractor and CEI services are scheduled to be approved by the Board on March 20th to include the dune restoration project from R41-R49: from Varn Park to South of the Hammock Dunes.

WASHINGTON OAKS STATE PARK DUNE RESTORATION

\$1.8M FDEP funding (100%).

02/28/2023 Notice To Proceed issued.

Advance payment forms sent to FDEP to eliminate financial impact to the County. Construction has begun, and restoration work on this 4000 feet of shoreline (north of the FEMA Dorian restoration area) is projected to be completed by 03/23/2023.

FEMA PROJECT PW215 - HURRICANE DORIAN

Public Assistance funding from FEMA for \$2,036,868 (75%) and from FDEM for \$339,478 (12.5%), with local cost share of \$339,478 (12.5%).

Project scope includes 49,544 cubic yards of sand and 69,612 dune plants. It covers eligible portions of northern County coastline (5 miles). Sand placement was completed in February and plantings underway in March. Posts and ropes will be installed to protect the dunes and new vegetation.

BEACH MANAGEMENT PLAN

02/06/2023 Amendment #11 Approved at BoCC meeting; for the Beach Management Funding Analysis Phase I.

Consultant continues coordination with FEMA and staff for Cat B and G analysis. Funding Study commenced on 03/09/2023.

HEALTH AND HUMAN SERVICES

FEBRUARY DATA POINTS:

Adult Day Care

- 26 Enrolled
- 156 meals served
- 784 hours billed to funding sources

Senior Services

- 290 Congregate Meals served
- 2,110 Meals on Wheels
- 35 Meals on Wheels volunteers

Human Services

- 55 New Client Intakes - 38 Eligible
- 45 received Medical support services
- 9 received Rental assistance
- 6 received Utilities assistance
- 7 Health Care Responsibility Act (HCRA) applications
- Presentation to Flagler Schools Families in Transition Program - 2/18/2023
- Staff attended QPR Suicide Awareness Training - 2/10/2023

Housing Services

- SHIP Applications Received through GIS Platform:
 - January: 18 (10 rehab/repair, 8 purchase assistance)
 - February: 10 (1 rehab/repair, 9 purchase assistance)
- Ongoing monitoring of 174 SHIP loans
- Final phase for 3 SHIP home rehabilitation projects
- Started 3 new SHIP home rehabilitation projects
- Closed on home, in partnership with Habitat for Humanity
- Participated in WZOY "Affordable Housing Matters" radio show, with St. Johns Housing Partnership
- Staffed Affordable Housing Advisory Committee
- Secured venue and sent "save-the-date" for intermunicipal housing forum, April 21

Veterans Services

- 370 Customers served, 68% of those were walk-ins
- Represented Flagler County at the Veterans Advisory Council, American Legion Meetings, VFW Meeting, Marine Corps League.
- Weekly Radio Show: Veterans on Point (Sun 9:30 a.m.)
- Exhibited at Flagler County Home Show
- Presented to Veterans at Las Palmas Independent Living Facility
- Weekly coordination: Veteran of the Week feature in "Observer Local News"

ECONOMIC DEVELOPMENT

Top Employment Sectors Q3 2022 :

- 4,725** Tourism **2.0% Decrease** from Q2 2022
- 4,090** Retail Trade **0.5% Decrease** from Q2 2022
- 3,746** Health Care & Social Assistance **4.3% Increase**
- 2,573** Administrative and Waste Services **2.0% Increase**
- 2,274** Construction **7.4% Increase** from Q2 2022
- 1,829** Educational Services **13.9% Decrease** from Q2 2022

These 6 Sectors account for roughly 70% of jobs within Flagler County

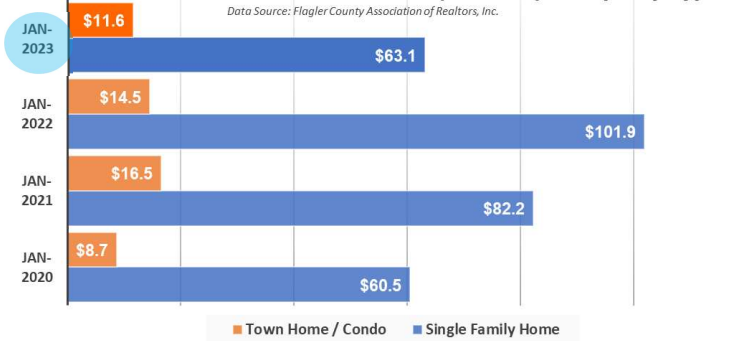
Unemployment Rate:

- Jan 3.2% Dec. 2.7% Nov. 3.2% Oct. 3.2% Sept. 3.0%

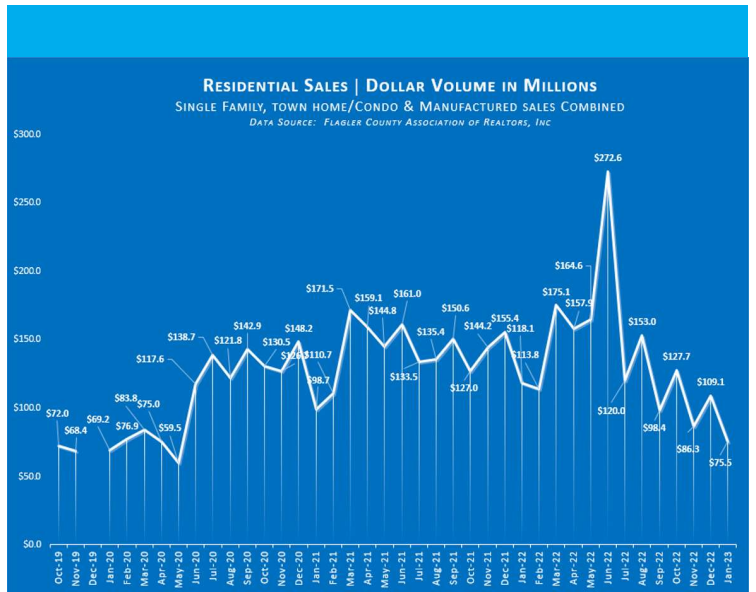
Unemployment Comparison			
January	2021	2022	2023
U.S.	6.3%	4.0%	3.9%
Florida	4.8%	3.5%	2.6%
Flagler County	5.1%	3.9%	3.2%

Residential Sales Volume (Millions) - Property Type

Data Source: Flagler County Association of Realtors, Inc.



*Point-in-time with available concurrent data
June 2022; Source: FDEO and USDept of Labor



Fast Facts

REAL ESTATE

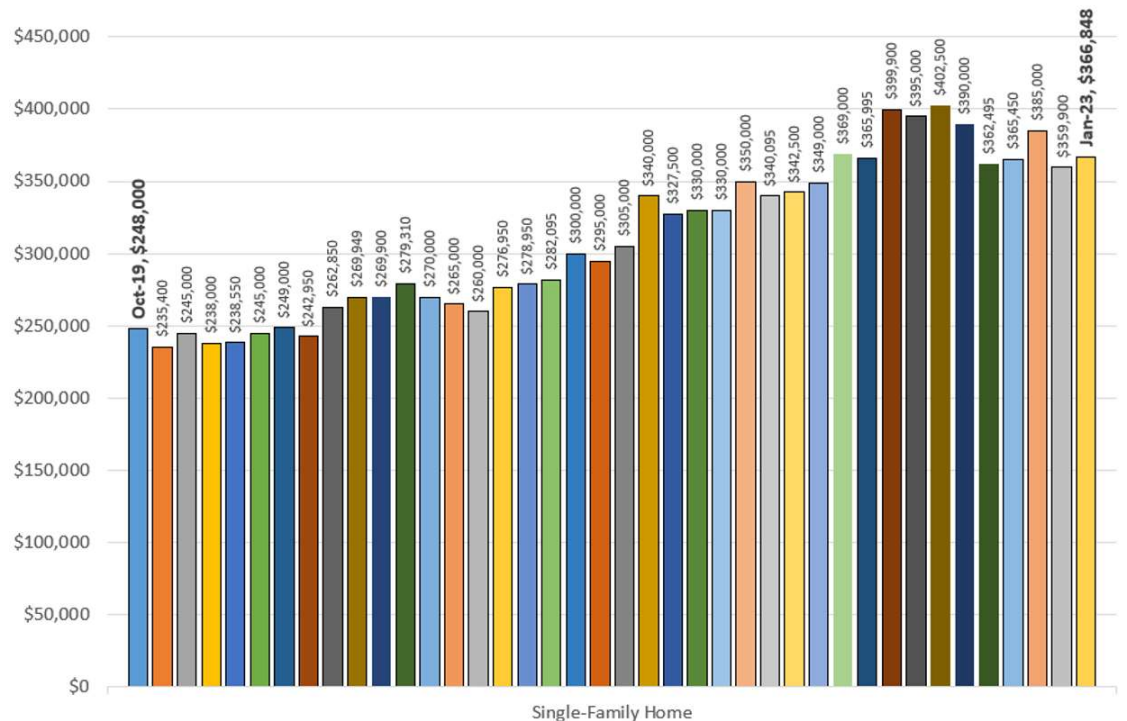
- Historically, dollar volume of Residential Sales declines the beginning of each calendar year
- Volume of Residential Sales January 2023 is significantly lower than Jan 2022 and 2021, but on par with Jan 2020
- Median sale price of single-family home has increased approximately 48% since October 2019

LABOR FORCE

- The labor force residing in Flagler County increased to 51,248 in January 2023. It fluctuates, but has recovered from the low point of April 2020, early pandemic, when it was 45,105
- The gap between available labor force and employment remains steady. Unemployment remains roughly 3% (as it has for a year)

FLAGLER COUNTY | SINGLE FAMILY MEDIAN SALE PRICE

DATA SOURCE: Flagler County Association of Realtors, Inc



IT PROJECT UPDATES:

February by the numbers:

Total tickets opened: 1,146

Total tickets closed: 546

Projects :

- FCSO IT Transfer Project: Developed and implemented master project schedule. Transferred all laptops, desktops, servers, switches, docks, printers and other peripherals to FCSO. Allocated and moved: back-up solution, storage solution, 400 YubiKeys for multi-factor authentication solution
- Cyber Security Grant – Developing application; if awarded, will cover all or part of Smart Card implementation, password manager, and drone purchase
- New ConnectWise IT ticketing system - setup completed, began testing for planned March 'go-live'
- Portable Radio upgrades completed to support "SmartConnect" and "IMW" connectivity for Wi-Fi and GPS

Honorable Mentions:

- GIS "Flagler Beach Virtual Reporter" in final testing phase
- Began training our Artificial Intelligence model in GIS to detect road damage
- Created prototype application for Planning
- Created app for EM illustrating neighborhoods in storm surge zones
- Assist to Property Appraiser with data in their PACS Matix software
- Created and plotted 6 maps with Depth Data from NEFRC
- Collaborating with Palm Coast with updated fire hydrant data, sharing
- Mobile radio configurations to support all agencies' upcoming feature upgrades
- Replaced all Dispatch PTT handsets and batteries



**REMINDER:
state reports are
not received until
mid- to late-
month for the
prior data.*

Tourist Development Tax Revenues

• January 2023	\$347,294.88
• January 2022	\$283,469.85
• Change	+22.5%

Hotel and Resort Snapshot

	Occupancy	Average Daily Rate
• January 2023	57.4%	\$142.27
• January 2022	51.3%	\$128.38
• Change	+11.9%	+10.8%

Vacation Rental Snapshot - Airbnb and VRBO only

	Listings	Occupancy	Average Daily Rate
• Jan 23	886	49%	\$313.00
• Jan 22	700	52%	\$310.00
• Change	+26.6%	-6.0%	+0.9%

Total Sales on All Accommodations

• January 2023	\$7,109,453.71
• January 2022	\$5,855,849.25
• Change	+21.4%

HUMAN RESOURCES

KEY DATA THROUGH FEBRUARY 28:

Fiscal Year To Date Turnover Rate = 8.47%

Year To Date Turnover Rate = 2.13%

427 Authorized Positions

374 Total Employees

New Hires February: 2 FYTD: 28

Resignations February: 5 FYTD: 30

Dismiss / Layoff February: 0 FYTD: 1

Vacancies: 53 | 12.4%

The departments experiencing the highest vacancies:

- General Services (20)
- Fire Rescue (11)
- Health & Human Services (9)

Job Postings

- **11 February**
- 38 FYTD

Employment Applications Processed

- **57 February**
- 313 FYTD

Workers Compensation Claims FYTD: 7

- 2 Loss Time Claims, FYTD
- 5 Medical Claims Only, FYTD

FINANCIAL SERVICES

FY 2023-24 Budget Process February

- Created Budget Kickoff Meeting Packet with tutorial for entering department budgets directly into Tyler Munis
- February 6 Budget Workshop - Guidelines to prepare the FY 2023-24 Tentative Budget
- February 7 Budget Kickoff Meetings with Department Heads and Constitutional Officers

Purchasing

- Issued 52 purchase orders in February
- P-Card Transactions: 596
- Invoices: 1,042

Open Solicitations:

- CR 90 Stabilization – ready for Board Approval
- Residential Solid Waste Services – To Board 4/3
- Fire Escape Replacement Airport – To Board 3/6
- Health Care Services – To Board 3/20
- Comprehensive Plan – 3 responses, Scoring 3/15
- CEI Service – 9 responses, Presentation 3/27
- Portable Johns' – 2 responses
- Hunters Ridge – Tree sale

Bids In Process:

- Blue Area Tree Sale;
- Piggyback for "PADL" - Parks
- Piggyback for Magistrate
- RFP for IT / Sheriff's Office on hold