



# **Flagler County Board of County Commissioners, City of Palm Coast City Council, and Flagler County Sheriff's Office Joint Workshop Agenda**

**Wednesday, March 20, 2024 • 9:00 a.m.**

**Government Services Complex, 1769 E. Moody Blvd., Bldg 2, Board Chambers, Bunnell, FL 32110**

1. Call to Order
2. Pledge to the Flag and Moment of Silence
3. Welcome: Flagler County Board of County Commissioners Chair
4. 5-Year Public Safety Plan Discussion
5. Public Comment
6. Adjournment

While this is a workshop only and no decisions are expected to be made by any of the governmental bodies, if a person decides to appeal any matter that may be discussed for a future proceeding, a record of the workshop may be needed and, for such purposes, the person may need to ensure that a verbatim record of the workshop is made.

In accordance with the Americans with Disabilities Act, persons needing assistance to participate in this meeting should contact the (386) 313-4001 at least 48 hours prior to the meeting.



# 5 YEAR PUBLIC SAFETY PLAN

MARCH 20, 2024 ★ SPECIAL WORKSHOP



# STRATEGIC VISION

In collaboration of the Flagler Sheriff's Office, City of Palm Coast and Flagler County Administration worked together to create a comprehensive plan for funding public safety.



**STRONG RESILIENT  
ECONOMY**



**SAFE &  
RELIABLE SERVICES**



**CIVIC  
ENGAGEMENT**




**SUSTAINABLE  
ENVIRONMENT &  
INFRASTRUCTURE**



**Effective Government**



**Economic Vitality**



**Growth & Infrastructure**



**Public Health & Safety**

# LEVEL OF SERVICE



## PALM COAST CONTRACT

- Patrol Services and Traffic Enforcement
- Special Details (traffic, safety, security for community-wide events)
- Enforcement of City Ordinances
- All other duties and functions customarily rendered by municipal police departments
- One School Resource Deputy



## SHERIFF SERVICES COUNTYWIDE

- Duties and Obligations in Section 30.15 of Florida Statutes
- Court and Detention Services
- Crime Scene
- Criminal Investigations
- 24-hour comprehensive dispatching services



## COUNTY SUPPORTED SERVICES

- Countywide Basic Law Enforcement and Investigative Services in Incorporated Areas
- School Resource Deputies Government Partnership

# MIXED METHOD ANALYSIS

## IMMEDIATE & NEAR FUTURE STAFFING NEEDS OF FCSCO

- **STUDY CONDUCTED IN DECEMBER OF 2022**

By University of North Florida, Dr. Miller, Brenda Vose, Dr. Jennings and Stephanie Koskinen
- **REVIEWED EXISTING STAFFING MODELS**
  - Authorized Level
  - Minimum Staffing
  - Per Capita
  - Workload-Based
    - Analyzed Calls for Service from Mar. 1, 2019–Feb. 29, 2020
  - Performance Objective
- **DATA COLLECTION**
- **RECOMMENDATION OF FINDINGS**



# CALLS FOR SERVICE

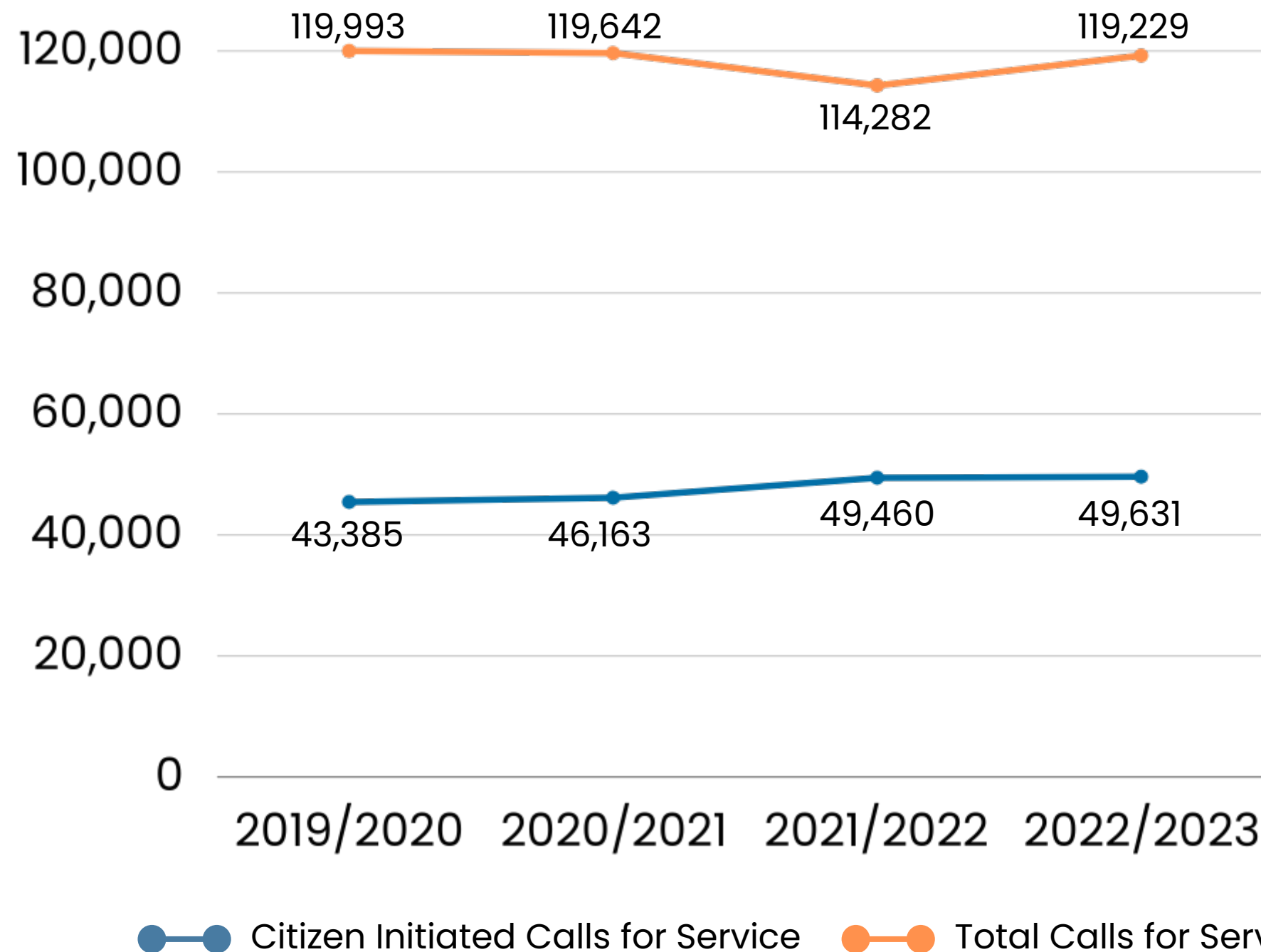
Law enforcement calls for service refer to requests for assistance by members of the community to law enforcement agencies. These calls can vary widely, encompassing incidents such as emergencies, accidents, crimes in progress, suspicious activities, or other situations where the public seeks the help of law enforcement. Calls for service are a fundamental aspect of police work, as they represent the direct interaction between law enforcement and the community they serve.





# LAW ENFORCEMENT STAFFING MODEL

## MIXED METHOD



- Step 1- Calls for Service (CFS) evaluated from March 1-Feb 29 each year
- Step 2- Calculation of deputy time in minutes and hours responding to CFS
- Step 3- Determination of the minimum number of deputies needed per shift
- Step 4- "real world" obligation time
- Step 5- Calculation of the Shift Relief Factor
- Step 6- Staffing Analysis calculation of deputies per shift with the consideration of CFS volume, SRF, performance obligation



# LAW ENFORCEMENT STAFFING MODEL

## MIXED METHOD

Number of Calls for Service (Mar. 1- Feb. 29)	
24 Hours	43,385

Deputy Time on Calls for Service	
Shift	Average Time Per CFS Call
24 Hours	121.51 minutes

Step 1- Calls for Service (CFS) evaluated from March 1-Feb 29 each year

Step 2- Calculation of deputy time in minutes and hours responding to CFS

Step 3- Determination of the minimum number of deputies needed per shift

Step 4- "real world" obligation time

Step 5- Calculation of the Shift Relief Factor

Step 6- Staffing Analysis calculation of deputies per shift with the consideration of CFS volume, SRF, performance obligation



# LAW ENFORCEMENT STAFFING MODEL

## MIXED METHOD

Deputy Time on CFS and Minimum Deputies Required by Shift

Shift	Minutes	Hours	Deputies Req'd
24 Hour	5,300,165.01	88,336.08	20.17

Step 1- Calls for Service (CFS) evaluated from March 1-Feb 29 each year

Step 2- Calculation of deputy time in minutes and hours responding to CFS

Step 3- Determination of the minimum number of deputies needed per shift

Step 4- "real world" obligation time

Step 5- Calculation of the Shift Relief Factor

Step 6- Staffing Analysis calculation of deputies per shift with the consideration of CFS volume, SRF, performance obligation



# LAW ENFORCEMENT STAFFING MODEL

## MIXED METHOD

Minimum Deputies Required by Shift w/ Varying Performance Objectives

Shift	100% Obligated	66% Obligated	50% Obligated	33% Obligated
24	20.17	30.26	40.34	60.51

Step 1- Calls for Service (CFS) evaluated from March 1-Feb 29 each year

Step 2- Calculation of deputy time in minutes and hours responding to CFS

Step 3- Determination of the minimum number of deputies needed per shift

Step 4- "real world" obligation time

Step 5- Calculation of the Shift Relief Factor

Step 6- Staffing Analysis calculation of deputies per shift with the consideration of CFS volume, SRF, performance obligation





# COMMUNITY POLICING

Community Policing enables deputies to build partnerships with residents and businesses in specific areas, addressing unique public safety and quality of life issues while ensuring accountability for crime reduction.

## District Policing

The FCSO Community Policing Division is divided into 3 districts.

District 1: Beaches – The Beachfront community and Barrier Island.

District 2: Palm Coast – The Urban Core of the County.

District 3: Flagler West – The west side of the county including all ranches and farmland.

## Community Outreach

Numerous Community Outreach Programs help the FCSO build partnerships and relationships with the residents and businesses of each district, including:

### Public Programs

- Active Assailant Training Program
- Autism Awareness
- Church Security
- Explorers Program
- Neighborhood Watch Groups
- Sheriff's Citizens Academy
- Teen Driver Challenge
- Women's Self-Defense Classes

### Public Events

- Addressing Crime Together
- National Night Out
- Safety Expo
- Summit to Protect and Serve Seniors
- Trunk or Treat

# LAW ENFORCEMENT STAFFING MODEL

## MIXED METHOD

Minimum Number of Deputies by Shift by performance objectives including the Shift Relief Factor, Factoring in Real World Obligated Time for CFS

Shift	100% Obligated	67.5% Obligated	66% Obligated	50% Obligated	33% Obligated
24 Hour	48.21	71.26	72.36	96.41	144.62

Step 1- Calls for Service (CFS) evaluated from March 1-Feb 29 each year

Step 2- Calculation of deputy time in minutes and hours responding to CFS

Step 3- Determination of the minimum number of deputies needed per shift

Step 4- "real world" obligation time

Step 5- Calculation of the Shift Relief Factor

Step 6- Staffing Analysis calculation of deputies per shift with the consideration of CFS volume, SRF, performance obligation





# CALLS FOR SERVICE INDEX

Step 1 43,385

Step 2 4,380 hours per year

Step 3 Determination of the minimum # of deputies needed per shift

Step 4 67.5%

Step 5 2.41

Step 6 308 Calls for Service per Deputy

Baseline Annually

Calls for Service/ Minimum Number of Deputies per Shift and Shift

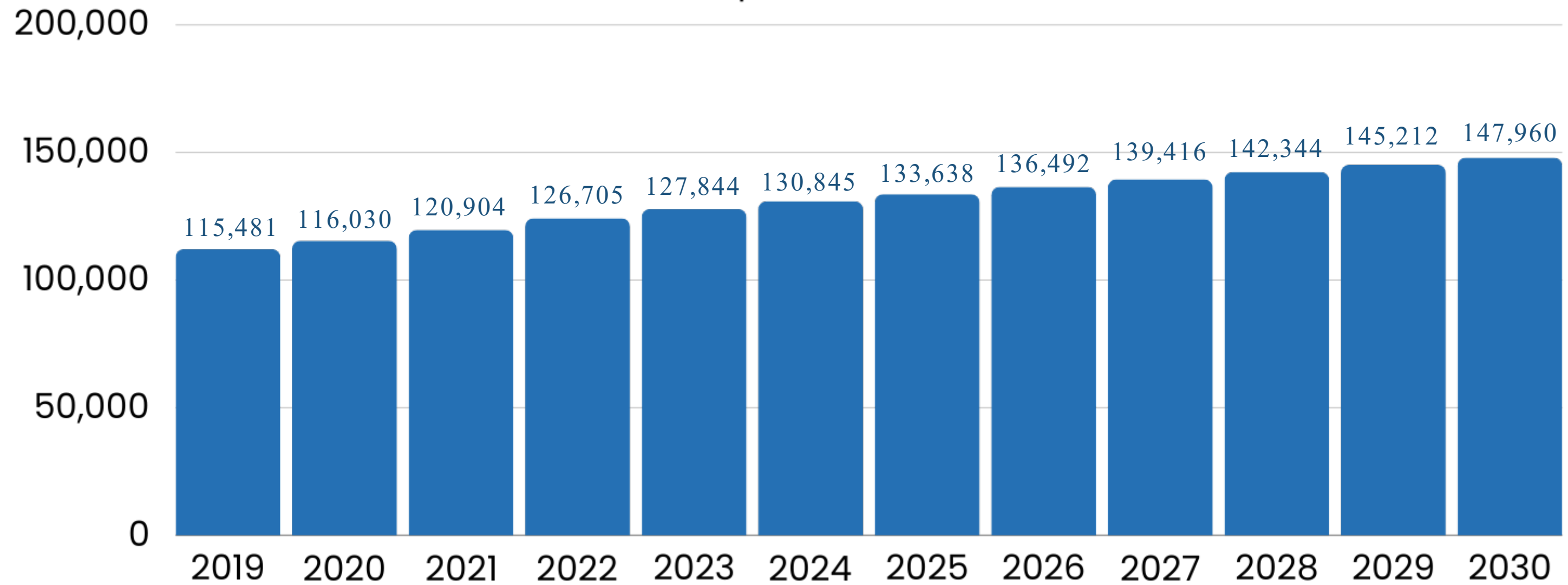
Relief Factor

= 1 Deputy Sheriff for every 308 calls for service



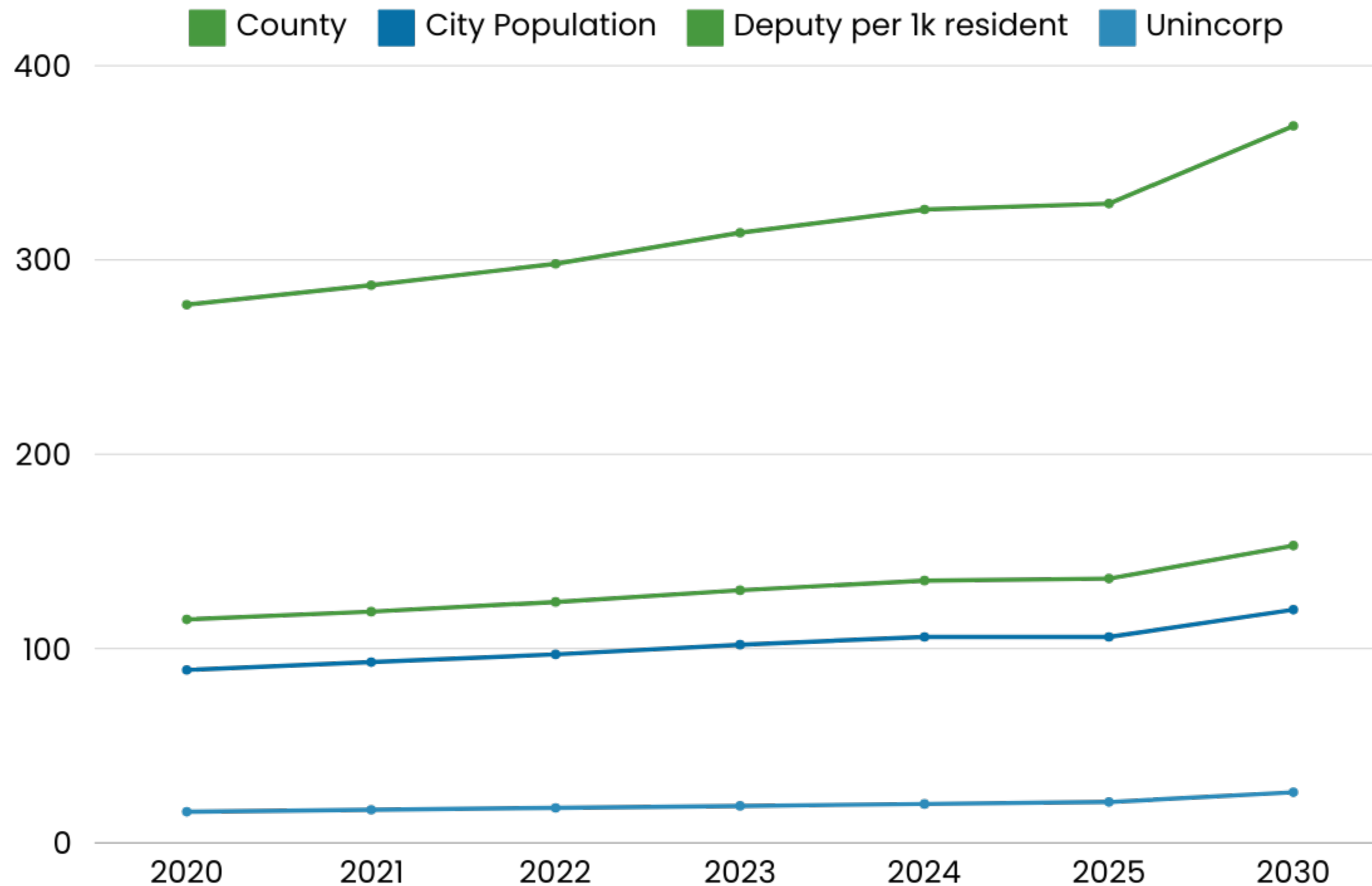
# FLAGLER COUNTY POPULATION ESTIMATES (OEDR)

■ Population Estimates



# STAFFING ADDITIONAL NEEDS ANALYSIS

## IACP Model 2.4 Deputies Per 1K Residents



Source: UF BEBR Data and 2022 UF Staffing Study



# UNDERSTANDING CRIME RATE



54%

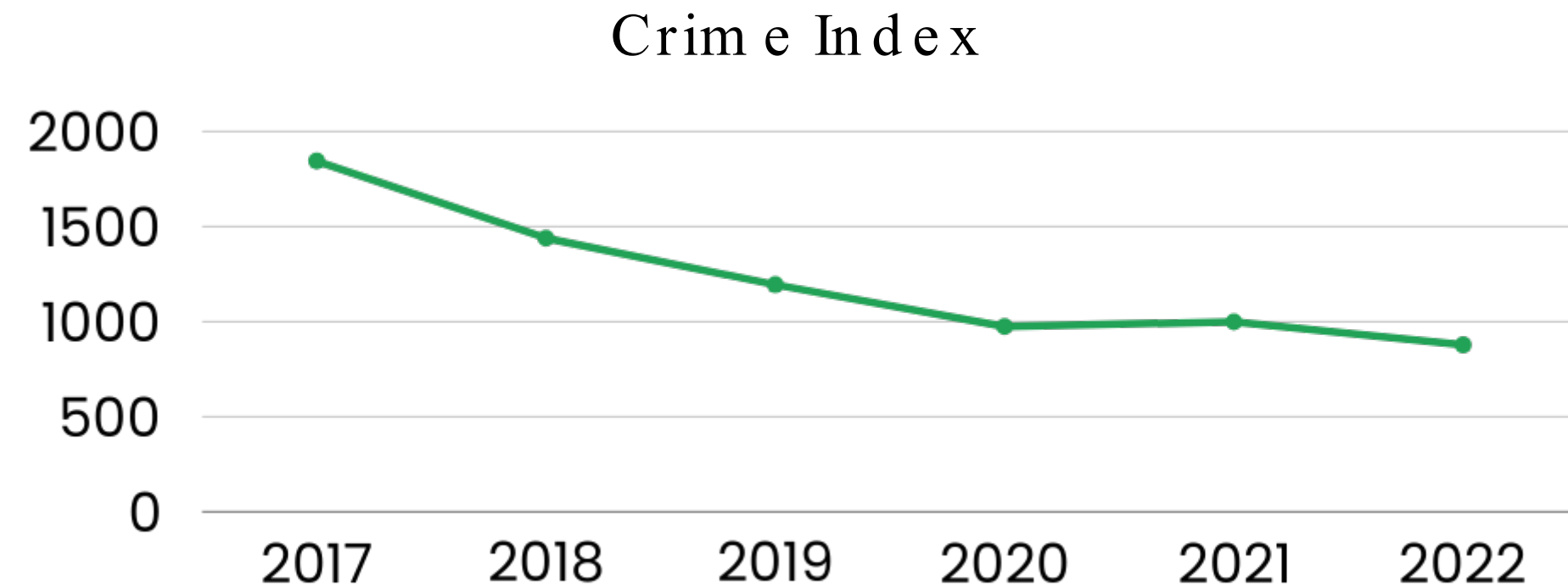
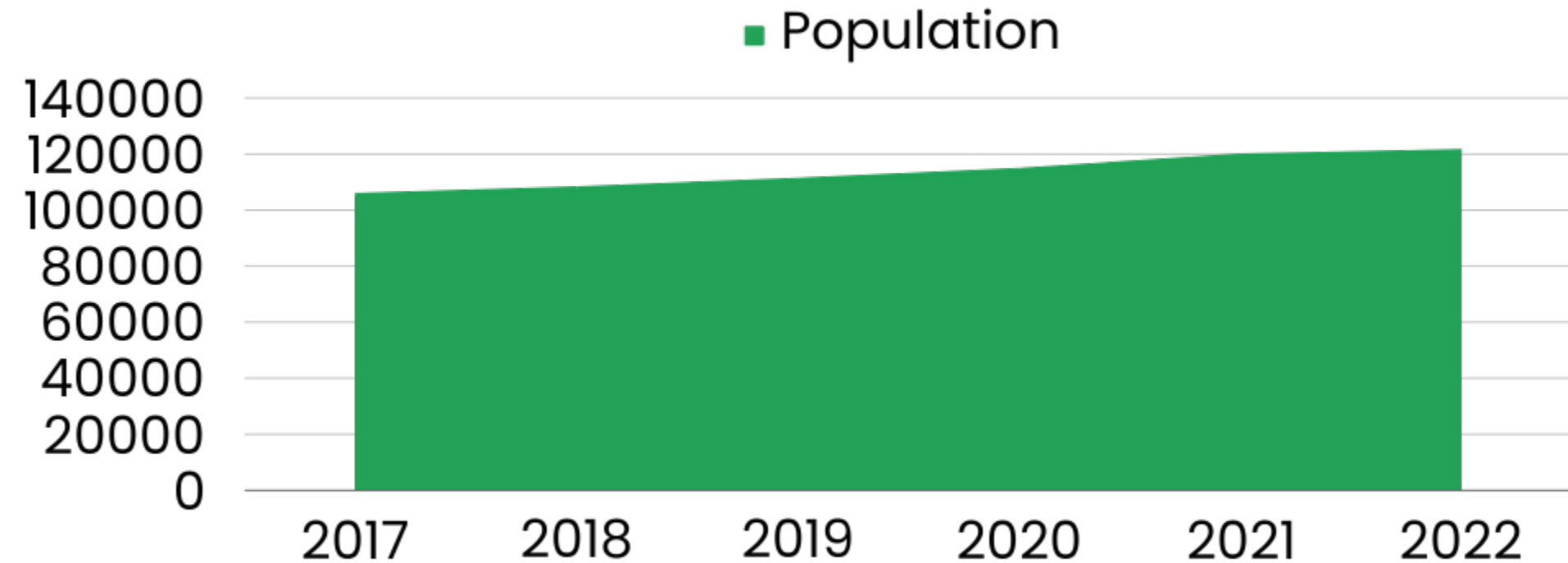


## Type of Crimes:

- Agg. Assault
- Burglary
- Fondling
- From Bldg.
- From Motor Vehicle
- Grand Theft
- Larceny
- Murder
- Manslaughter
- Rape
- Robbery
- Shoplifting
- Theft

## Historic Crime Reduction

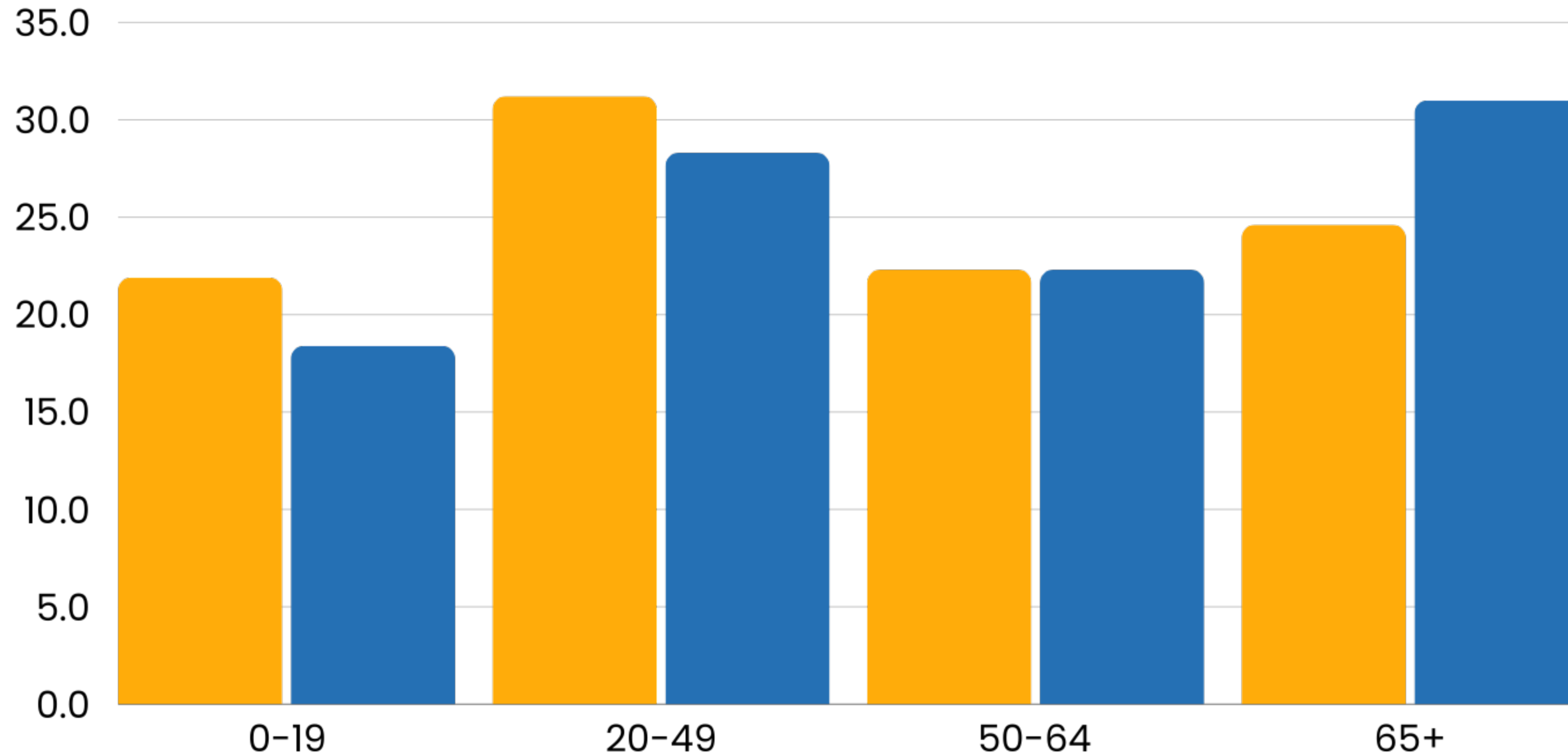
Flagler County Population and Crime Rate 2017-2021





# FLAGLER COUNTY POPULATION AGE SHIFT

2010 Census 2020 Census





# REAL TIME CRIME CENTER (RTCC)

Leveraging technology to enhance public safety efforts and reduce costs..

## Real Time Crime Center

The RTCC employs advanced technology to aid first responders and investigations, offering real-time access to public school cameras for emergencies and staffed by crime analysts who assist deputies with investigations.

### RTCC Stats

- RTCC Analysts dispatched to 496 calls for service in 2023
- In 2023, License Plate Reader technology and the RTCC were utilized for:
  - 29 wanted person arrests
  - 30 stolen vehicles recovered
  - 18 stolen tags recovered
  - 6 missing persons located

## Silent Guardians

Silent Guardians is a new public safety program allowing residents to register the location of their home security cameras with FCSO to assist investigators and reduce crime in neighborhoods.

\*Registration with the program does NOT give the FCSO access to camera feed, only it's location.



# INMATE REHABILITATION



A majority of the inmates at the Sheriff Perry Hall Inmate Detention Facility are Flagler County residents. In 2023, Florida had the sixth-lowest recidivism rate in the country, reflecting our collective efforts in reducing the cycle of reoffending in Flagler County and beyond!

## Inmate Rehabilitation Programs

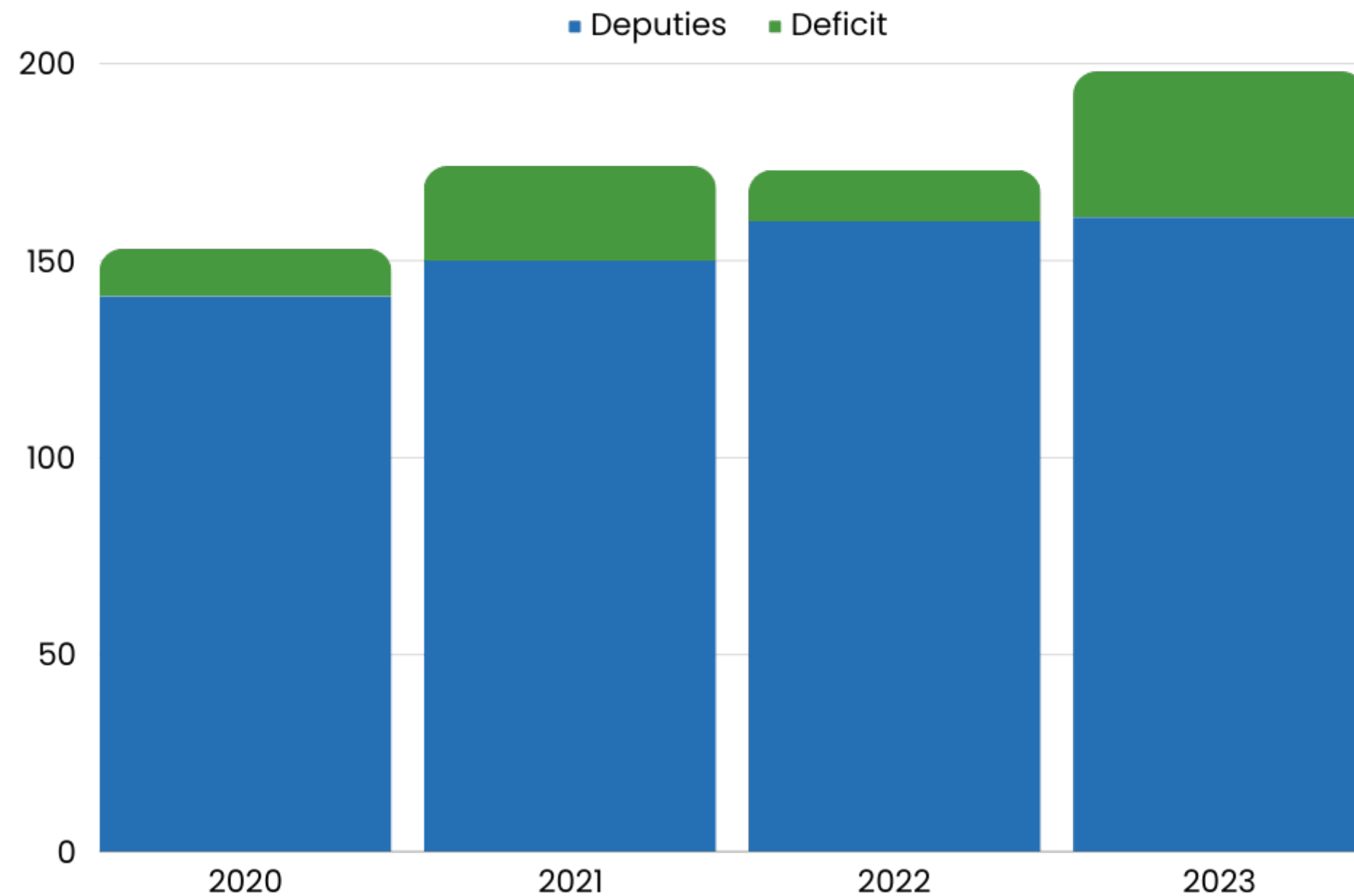
Inmate programs are largely funded by federal grants from the United States Department of Justice and the Bureau of Justice Assistance Criminal Justice Mental Health Collaboration Program

- Homeward Bound Initiative in partnership with Flagler Technical College
  - Electrical Certification
  - Food Management/Culinary Certification
  - HVAC Pre-Apprenticeship
  - Vinyl Graphics Application Certification
  - GED Course
- Sewing
- SMART program
- Mental Health Counselling
- Substance Abuse Counselling



# STAFFING ADDITIONAL NEEDS ANALYSIS

## Law Enforcement Personnel Per Year



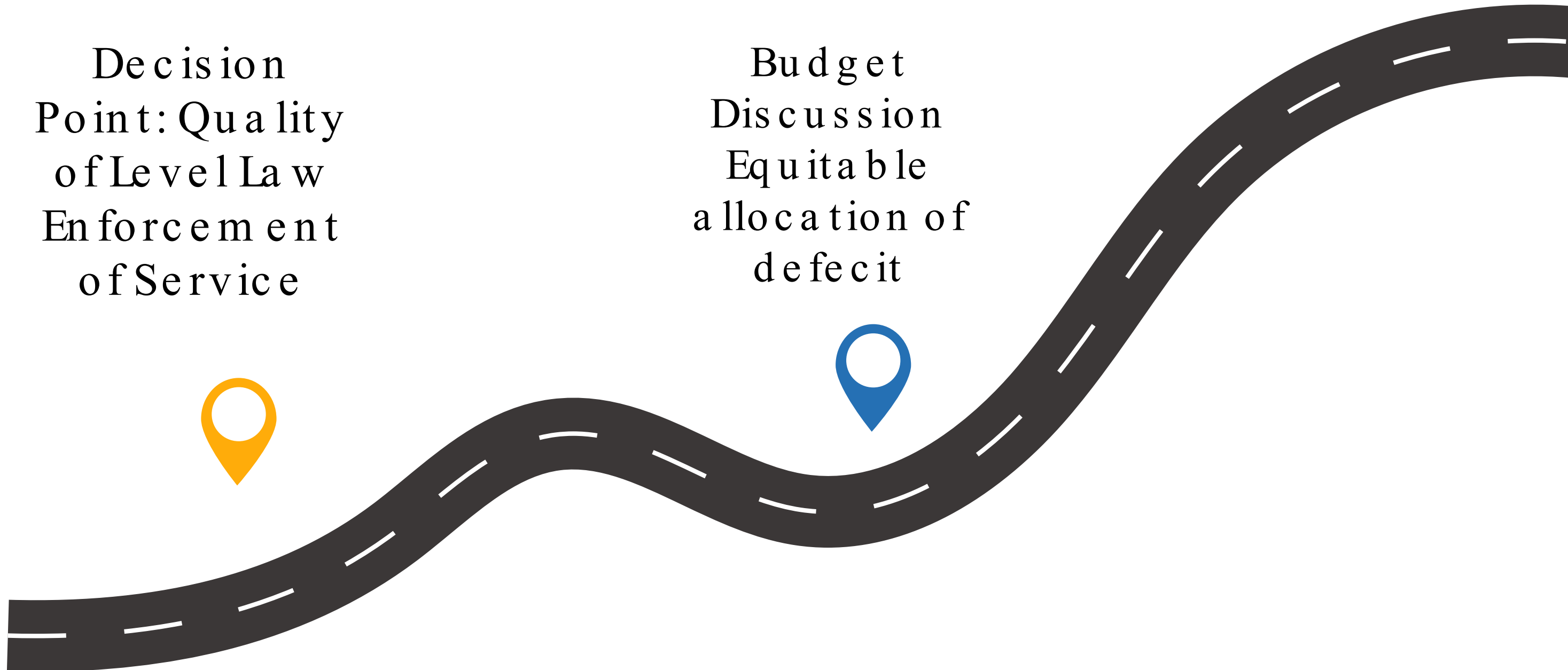


# STRATEGIC ROADMAP

Eliminate deficit  
Maintain pace with future  
growth

Decision  
Point: Quality  
of Level Law  
Enforcement  
of Service

Budget  
Discussion  
Equitable  
allocation of  
deficit



# NEXT STEPS

Direction to City Manager and County Administrator

Adopt a Resolution for the City and County Level of Service for Law Enforcement, of 308 calls for service per deputy sheriff per year.

Pursue various funding options

- General Fund- Millage dedication
- 1/2 Cent Sales Tax
- Other Options



# THANK YOU

